

# XLED PRO Expanse S

with motion detector - anthracite  
 EAN 4007841 091200  
 Article number 091200



LED

3000 K



infrared sensor  
240°



max. Ø 12 m



IP54



IK03



2 - 2000 lux



10 sec - 15 min



Light source not  
exchangeable



networkable via  
cable

## Function description

Panoramic light right into every corner. The XLED PRO Expanse S LED sensor spotlight illuminates even the most hidden corners. With three powerful light surfaces, it offers wide-angle panoramic illumination that bathes even hard-to-reach areas in bright light. With 14,3 W and 1642 lm, the XLED PRO Expanse S delivers powerful, warm light (3000 K) that perfectly illuminates the surroundings. The 240° sensor with a range of 12 m reliably detects every movement and makes dark corners a thing of the past. Whether up, down, right or left – the spotlight can be fully rotated, tilted and locked, and can therefore be adjusted to suit individual needs. Thanks to its IP54 classification and robust IK03 construction, it is also highly resistant and comes with a 5-year warranty. Available in anthracite and white, as well as a version without a motion detector. Corner wall brackets are available as an optional extra.

## Technical specifications

|                            |   |                               |                              |
|----------------------------|---|-------------------------------|------------------------------|
| Dimensions (L x W x H)     | 195 x 195 x 198 mm  | Mechanical scalability        | No                           |
| With lamp                  | Yes, LED lamp   | Photo-cell controller         | Yes                          |
| With motion detector       | Yes   | Luminous flux total product   | 1642 lm                      |
| Manufacturer's Warranty    | 5 years   | Measured luminous flux (360°) | 1642 lm                      |
| Settings via               | Potentiometers  | Total product efficiency      | 115 lm/W                     |
| Version                    | with motion detector - anthracite   | Colour temperature            | 3000 K                       |
| PU1, EAN                   | 4007841091200   | Service life LED L70B50 (25°) | > 60000 h                    |
| Application, place         | Outdoors  | Soft light start              | No                           |
| Application, room          | garden, front door, courtyard & driveway, warehouse, all round the building, sports hall, terrace / balcony | Functions                     | Motions sensor, Light sensor |
| Colour                     | Anthracite  | Twilight setting              | 2 – 2000 lx                  |
| Includes corner wall mount | No  | Time setting                  | 10 s – 15 Min.               |
| Installation site          | wall  | Basic light level function    | No                           |
| Installation               | Surface wiring, Wall  | Main light adjustable         | No                           |
| Impact resistance          | IK03  | Twilight setting TEACH        | No                           |
|                            |   | Interconnection               | Yes                          |

Sensor-switched LED floodlight - Professional Line

# XLED PRO Expanse S

with motion detector - anthracite  
EAN 4007841 091200  
Article number 091200



## Technical specifications

|   |                          |
|---|--------------------------|
| IP-rating                                     | IP54                     |
| Protection class                              | II                       |
| Ambient temperature                           | from -20 up to 40 °C     |
| Housing material                              | Polycarbonate            |
| Mains power supply                            | 220 – 240 V / 50 – 60 Hz |
| Mounting height max.                          | 6,00 m                   |
| Sneak-by guard                                | Yes                      |
| Capability of masking out individual segments | Yes                      |
| Electronic scalability                        | No                       |

|   |                                |
|---|--------------------------------|
| Type of interconnection                 | Master/master, Sensor/slave    |
| Interconnection via                     | Cable                          |
| Output                                  | 14,3 W                         |
| R9-Farbwideregabeindex                  | 18                             |
| Optimum mounting height                 | 2 m                            |
| Detection angle                         | 240 °                          |
| Product category                        | Sensor-switched LED floodlight |
| Energy efficiency class of light source | E                              |

## Accessories

EAN 4007841 053086

Corner wall mount XLED Home 2/ Protect/ Pro 240/ PRO Expanse graphite

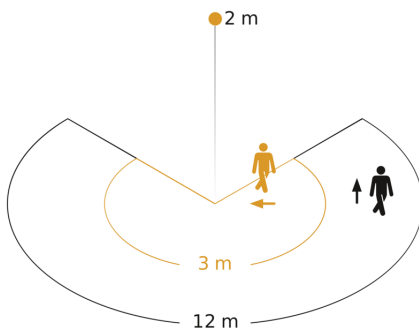
# XLED PRO Expanse S

with motion detector - anthracite

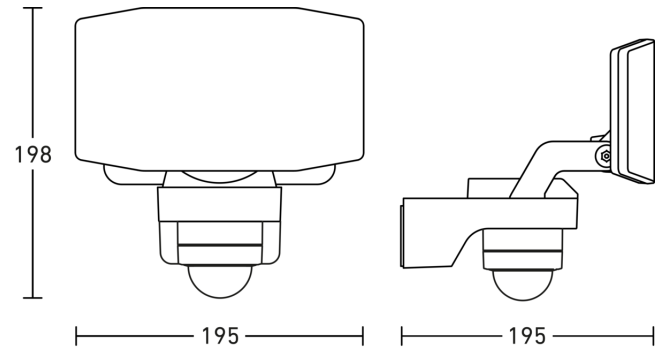
EAN 4007841 091200

Article number 091200

## Detection Zone



## Dimension Drawing

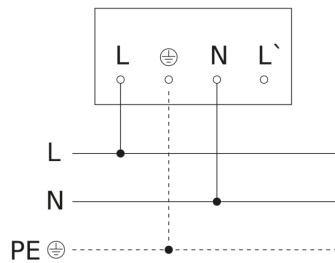


Possible mounting height: 1,80 m - 6,00 m

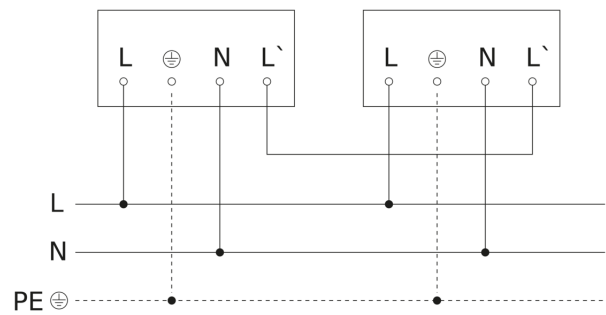
Orange: radial

Black: tangential

## Master circuit diagram



## Master/master interconnection circuit diagram



# XLED PRO Expans S

with motion detector - anthracite  
EAN 4007841 091200  
Article number 091200



## Master/slave interconnection circuit diagram

